

FERRI®

www.ferri-america.com



MTR - For tractors with reversible drive



MT

MTR



Mowers

• Grass • Twigs • Tractors from 30 to 70 HP



MT/MTR 140

 30 to 45 HP  4'7"



MT/MTR 160

 35 to 50 HP  5'3"

MT/MTR 180

 45 to 60 HP  5'10"

MT/MTR 200

 50 to 70 HP  6'6"

Distributed by: J. S. Woodhouse Co., Inc.
1314 Union St
West Springfield, MA 01089

Phone: 413-739-5607
Fax: 413-732-3786
email: info@jswoodhouse.com
website: www.jswoodhouse.com



Mowers

• Grass • Twigs • Tractors from 30 to 70 HP



Central and offset linkage



Adjustable rear roller with scraper



Rotor with internal sealed bearings





Working positions

Model	27°	29°
MT/MTR 140	15	41
MT/MTR 160	16	45
MT/MTR 180	18	53
MT/MTR 200	23	57

Technical specifications

Model	MT/MTR 140	MT/MTR 160	MT/MTR 180	MT/MTR 200
Cutting width	ft 4'7"	5'3"	5'10"	6'8"
Three point linkage	Cat. 0 - I	0 - I	I - II	I - II
Weight	lbs 705	794	828	1014
Required tractor engine power	HP 30/45	35/50	45/60	50/70

Flail	MOD.	MT/MTR 140	MT/MTR 160	MT/MTR 180	MT/MTR 200
	"Y" flails No. max cut 1 1/4"	32	40	48	48
	Hammer blades No. max cut 1 3/4"	16	20	24	24

All data subject to change.

camplab.com 69911 M3198 R1307 1011

Distributed by: J. S. Woodhouse Co., Inc.
1314 Union St
West Springfield, MA 01089

Phone: 413-739-5607
Fax: 413-732-3786
email: info@jswoodhouse.com
website: www.jswoodhouse.com