

FERRI®





www.ferri-america.com



ME

Mowers

• Grass • Tractors from 20 to 30 HP

ME 125		20 to 25 HP		4'1"
ME 155		25 to 30 HP		5'1"

Distributed by: J. S. Woodhouse Co., Inc.
1314 Union St
West Springfield, MA 01089

Phone: 413-739-5607
Fax: 413-732-3786
email: info@jswoodhouse.com
website: www.jswoodhouse.com




Mowers

• Grass • Twigs • Tractors from 20 to 30 HP



These mowers are designed for cutting grass, brambles in parks, sport grounds, lawns: they are preferable for their low power requirements and their reduced overall dimensions.

Equipment	MODEL	ME 125	ME 155
Central linkage		●	●
Rear adjustable roller		●	●
Adjustable belt-tension		●	●
Rotor with internal sealing bearings		●	●
Double skin		●	●
Three point linkage Cat. I		●	●
Cast iron gear box		●	●
Belt		●	●
 Articulated "Y" blades max cut 1"		●	●

● Standard □ Optional



Strong points



Adjustable belt tension.



Rear adjustable roller




Rotor with internal sealed bearings

All data subject to change.

Technical specifications

Mod.		ME 125	ME 155
Cutting width	ft	4'1"	5'1"
Weight	lbs	353	397
Rotor with articulated blades "Y"	No	56	72
Tractor required power- Engine H.P.	RPM	540	540
	min-max HP	20-25	25-30

Working positions

		
ME 125	24"	25"
ME 155	29"	31"

camplink.com 62011 M125/M155 10/11

Distributed by: J. S. Woodhouse Co., Inc.
 1314 Union St
 West Springfield, MA 01089

Phone: 413-739-5607
 Fax: 413-732-3786
 email: info@jswoodhouse.com
 website: www.jswoodhouse.com