


Edition: 23


# PRODUCT LIST



 **Fleming**

**SIMPLICITY**  
IS OUR  
**STRENGTH**

 UK&NI: +44 (0) 2871 342637

 ROI: 048 71 342637

 [info@fleming-agri.com](mailto:info@fleming-agri.com)

 [www.fleming-agri.com](http://www.fleming-agri.com)



Originally set up in Donegal in the North West of Ireland in 1860, the Fleming family opened a manufacturing facility in Newbuildings, Northern Ireland in 1983. The company ranks as one of the oldest agricultural based companies.

## THE FACTORY



Flemings has a policy of continuous improvement and incorporates the latest design packages, CNC production machinery and processes including robotic welding, shot blasting and painting, as part of its growth plan.

With a new production facility becoming fully operational in January 2020, the Fleming factory is now a purpose-built state of the art manufacturing unit, concentrating on efficiency, quality & finish producing a value for money product for customers.



## SIMPLICITY IS OUR STRENGTH

Our products have simplicity and strength as the core value with customer focused research and design carried out by our in-house design team who continually work to a standard that has the end-user's satisfaction in mind.



All new products are extensively tested throughout the design and development process to ensure the customer ends up with a quality product that offers good value for money.

Over the years the company has developed an extensive product range to satisfy the demands of the dealer network that spans to over 20 countries worldwide.



Fleming offer a prompt and efficient delivery service, with machines and dealers well supported through a fully stocked spare parts department giving a prompt and efficient service to all customers.


# Content Index

<b>Content</b>	<b>Pages</b>
About Fleming Agri	1
Fleming Agri online	2
Terms & conditions	3
Contents	4
Land rollers	5 - 12
Aerators	13 - 15
Grass harrows	16 - 17
Grass toppers	18- 24
Flail mowers	25
Fertiliser spreaders	26-28
Finishing mowers	29
Hay machinery	30 - 32
Tipping transport boxes	33 - 34
Hyd transport boxes	35 - 36
Tipping trailers	37 - 45
Flat bed bale trailers	46
Trailer wheels	47
Land levellers	48- 49
Rotavators	50
Sand man	51
Soilmaster	52
Slurry tankers	53 - 57
Dust suppression tankers	58
Slurry pumps	59
Muckspreaders	60 - 64
Yardscrapers	65 - 67
3pl Bale handling equipment	68 - 71
Out front - front loader attachments	72 - 82
Bale handling equipment	72 - 75
Shear grabs	76 - 77
Loader buckets	78
General purpose grab	79
Front loader yard scraper	80
Pallet forks	81
Notes	82 - 86
Staff	87
Sales Team	Back page

# Land Rollers

## Compact Land Roller

A range of compact rollers have been developed to cater for smallholders, equestrian use, parkland maintenance, sports pitches maintenance for use with tractors from 15 – 50 hp or 4 wheel drive quads. All compact rollers are designed for ease of use and low maintenance.



- All drums are air tested & can be filled with water for extra weight
- 50mm steel shaft with hardwood bearings
- 1.25m (4ft) & 1.5m (5ft) have optional ball hitch drawbar and galvanised frames
- Compact rollers have a 590mm (2ft) diameter drum with 6mm wall thickness
- 2m and 2.5m rollers have a pick-up eye & 3 point linkage for easy transport when empty. They are designed to be towed by tractors only and are not suitable for use behind quads
- Scraper blade optional



Model	Rolling width	Drum diameter	Wall thickness	Ball hitch option	Galv frame
4246	1.2m	0.59m	6mm	Yes	Yes
5246	1.5m	0.59m	6mm	Yes	Yes
66246	2m	0.59m	6mm	No	No
8246	2.5m	0.59m	6mm	No	No

For more details on all land rollers specification go to page 12

# Land Rollers

## Trailed & 3 Point Linkage Land Rollers

Ideal for medium size farms and optional use with tandem lead rollers for larger operations.



- All drums are air tested & can be filled with water for extra weight
- Hardwood bearings
- 65mm steel shaft on 2.5m x 0.74m rollers
- 75mm steel shaft on 2.7m & 3m models
- 60 - 90 hp required
- Scraper blade optional
- 3PL on 83010 & 83012 models for unladen transport only



Model	Rolling width	Drum diameter	Wall thickness	3 point linkage
83010	2.5m	0.74m	10mm	Yes
83012	2.5m	0.74m	12mm	Yes
83612	2.5m	0.89m	12mm	No
93616	2.7m	0.89m	16mm	No
93612	2.7m	0.89m	12mm	No
103612	3m	0.89m	12mm	No
103010	3m	0.74m	10mm	No

For more details on all land rollers specification go to page 12

# Land Rollers

## Tandem Lead Roller

The Fleming tandem lead roller has been designed for farmers or land owners with large fields in close proximity.



- 90 - 120 hp required
- All drums are air tested & can be filled with water for extra weight
- Heavy duty 100mm structural box frame with over channel support and pick up eye
- Tandem lead roller can be used with existing on farm roller either 2.5m or 3m
- Lead roller draw arm can be folded for drawing rollers in-line for easy field access, easily changed from transport to working position (no heavy lifting)
- Hardwood bearings with a 75mm steel shaft
- Scraper blade optional



Model	Rolling width	Drum diameter	Wall thickness
103010T	3m	0.74m	10mm

For more details on all land rollers specification go to page 12

# Land Rollers

## Hydraulic Lifting Roller

Ideal for large farms, contract work and hire fleets.



- All drums are air tested & can be filled with water for extra weight
- Heavy duty 120mm structural box frame with pick up eye
- Hardwood bearings & 75mm steel shaft
- 6 stud axle with 10/75/15.3 tyres
- Unique Fleming hinged drawbar reducing stress on the frame
- Only seconds to change over to transport position
- 80 – 90 hp required
- Scraper blade as standard



Model	Rolling width	Drum diameter	Wall thickness
8WK12	2.5m	0.89m	12mm
9WK12	2.7m	0.89m	12mm
9WK16	2.7m	0.89m	16mm

For more details on all land rollers specification go to page 12

# Land Rollers

## 12ft End-Tow Roller

The end tow roller is ideal for larger operations, contract work and hire fleets.



- All drums are air tested & can be filled with water for extra weight
- Hard wearing, greased wooden bearings
- Heavy duty 120mm structural box frame with reinforced, lowered pick up eye as standard for good ground clearance
- 6 stud axle hubs with 12.5/80/15.3 tyres
- Twin rams & scraper blade as standard
- Unique Fleming swing drawbar with reinforced HD pivot points makes it easy to change over between transport to working position with no heavy lifting
- 90-100 hp required



Model	Rolling width	Drum diameter	Wall thickness
123612ET	3.66m	0.89m	12mm

For more details on all land rollers specification go to page 12



# Land Rollers

## 18ft End Tow Roller

The end tow roller is ideal for larger operations, contract work and hire fleets.



- All drums are air tested & can be filled with water for extra weight
- Hard wearing, greased wooden bearings
- Heavy duty 120mm structural box frame with reinforced lowered pickup eye as standard for good ground clearance
- 6 stud axle hubs with 400/60 R15.5 tyres
- Twin rams and scraper blade as standard
- Steel shaft with 6 bearings, reducing wear on shafts and ease turning at headlands
- Unique Fleming swing drawbar with reinforced HD pivot points makes it easy to change over between transport to working position with no heavy lifting
- 130 hp requirement



Model	Rolling width	Drum diameter	Wall thickness
183612	5.5m	0.89m	12mm

For more details on all land rollers specification go to page 12

# Land Rollers

## Hydraulic Folding Roller



- All drums are air tested and can be filled with water for extra weight & transported fully laden
- Heavy duty 120mm structural box frame
- Hard wearing wooden bearings
- 6 stud axle hubs with 12.5 x 15.5 tyres
- Independent floating rollers for constant ground pressure
- Easy to change over to transport / working position through tractor hydraulics, no heavy lifting
- 100-110 hp required
- Scraper blade standard on centre section



Model	Rolling width	Drum diameter	Wall thickness
183012	5.5m	0.74m	12mm

For more details on all land rollers specification go to page 12

# Land Roller Specifications

Wheel kit land roller	183612ET	123612ET	183012	8WK12	9WK12	9WK16
Rolling width	5.5m	3.7m	5.5m	2.42m	2.78m	2.78m
Transport width	2.41m	2.21m	2.63m	2.62m	2.95m	2.95m
Drum diameter	885mm	894mm	745mm	900mm	885mm	885mm
Drum thickness	12mm	12mm	12mm	12mm	12mm	16mm
Side wall thickness	6mm	6mm	5mm	6mm	6mm	6mm
Pick up eye	YES	YES	YES	YES	YES	YES
3PL	NO	NO	NO	NO	NO	NO
Centre shaft	65mm	65mm	75mm	65mm	75mm	75mm
Hard wood bearing	YES	YES	YES	YES	YES	YES
Grease points	YES	YES	YES	YES	YES	YES
Unladen weight <sup>Approx</sup>	3000kg	2085kg	3000kg	1450kg	1750kg	1950kg
Laden weight	6000kg	4360kg	5200kg	2923kg	3370kg	3570kg
Scraper blade	Standard	Standard	Standard on centre drum	Optional	Optional	Optional
Wheel kit	Standard	Standard	Standard	Standard	Standard	Standard

Land roller	103010T	103010	103612	93616	83010	83612
Rolling width	3m	3m	3m	2.74m	2.42m	2.42m
Overall width	3.34m	3.22m	3.22m	2.95m	2.62m	2.62m
Drum diameter	745mm	745mm	885mm	890mm	745mm	865mm
Drum thickness	10mm	10mm	12mm	16mm	10mm	12mm
Side wall thickness	5mm	5mm	6mm	6mm	5mm	6mm
Pick up eye	YES	YES	YES	YES	YES	YES
3PL	NO	NO	NO	NO	YES	NO
Centre shaft	75mm	75mm	75mm	75mm	65mm	75mm
Hard wood bearing	YES	YES	YES	YES	YES	YES
Grease points	YES	YES	YES	YES	YES	YES
Unladen weight <sup>Approx</sup>	1170kg	883kg	1000kg	1180kg	685kg	968kg
Laden weight	2400kg	2133kg	2866kg	2885kg	1674kg	2309kg
Scraper blade	Standard	Optional	Optional	Optional	Optional	Optional
Wheel kit	N/A	N/A	N/A	Optional	N/A	Optional

Land roller	8246	66246	5246	4246
Rolling width	2.42m	1.98m	1.50m	1.20m
Overall width	2.62m	2.18m	1.75m	1.45m
Drum diameter	595mm	590mm	590mm	590mm
Drum thickness	6mm	6mm	6mm	6mm
Side wall thickness	5mm	5mm	5mm	5mm
Pick up eye	YES	YES	JAW	JAW
3PL	YES	YES	NO	NO
Centre shaft	50mm	50mm	50mm	50mm
Hard wood bearing	YES	YES	YES	YES
Grease points	YES	YES	YES	YES
Unladen weight <sup>Approx</sup>	406kg	320kg	227kg	200kg
Laden weight	1029kg	860kg	627kg	512kg
Scraper blade	Optional	Optional	Optional	Optional
Wheel kit	N/A	N/A	N/A	N/A

# Aerators

## 5ft Model (AR5)



- Heavy duty galvanised frame complete with parking stands & weight carrying rack
- 3 point linkage
- Double sided specialised groundscare blades for easy ground entry and exit for minimal surface damage (250mm by 8mm)
- Blades fitted in a spiral for smooth, effective operation
- Replaceable chamfered boron steel blades fitted in positive locking socket resulting in less stress on bolts to keep blades tight
- Chain harrow towing eye fitted
- Heavy duty 45mm bearings
- Protective bearing skids
- Unique blade locking system
- Cat 1 linkage



Model	AR5
Working width (m)	1.5
HP requirement	25hp
Unladen weight (kg)	235kg
Number of blades	24

# Aerators

## 8ft (AR8) & 10ft (AR10) models



- Weight carrying rack
- Heavy duty frame
- Parking stands
- Chain harrow towing eye fitted
- Adjustable rotor angle
- Heavy duty 3PL
- Blades fitted in a spiral for smooth, effective operation
- Heavy duty 45mm bearings
- Protective bearing skirts
- Unique blade locking system
- Replaceable, chamfered boron steel blades fitted in positive location socket resulting in less stress on bolts to keep blades tight (250mm by 10mm)



Model	AR8	AR10
Working width (m)	2.5	3
Rotor angle adjustment	0-10°	0-10°
HP requirement	50	70
Unladen weight (kg)	415	518
Number of blades	42	48

# Aerators

## 5m/16ft Folding Aerator (AR16)



- Weight carrying rack
- High performance working capacity with compact transport position
- Heavy duty rams for smooth hydraulic folding mechanism
- Rubber cushions on transport wings for smooth, quiet transport
- Lock down wing mechanism for consistent, even penetration
- Chain harrow towing eye fitted
- Adjustable positional rotor angle up to 10 degrees
- Heavy duty 3PL
- Blades fitted on a spiralled effect for smooth effective operation
- Heavy duty 45mm bearings
- Protective bearing skids
- Unique blade locking system
- Replaceable, chamfered boron steel blades fitted in positive Location socket resulting in less stress on bolts to keep blade tight (250mm by 10mm)



Model	AR16
Working width (m)	5
Rotor angle adjustment	0-10°
HP requirement	100+
Unladen weight (kg)	1015kg
Number of blades	84
Transport width (m)	2.67



# Transport Boxes

## Compact Tipping Transport Boxes

TB4C, TB5C

For light use for small holders, parkland & sports pitch maintenance



- Suitable for all compact and sub compact tractors
- Solid construction from 3mm reinforced steel plate
- Independent hitch mechanism
- Double jaw lift arm pin support
- Easy to remove back door
- Cat 1 pins supplied
- Maximum load for TB4C (120kg)
- Maximum load for TB5C (140kg)



Model	Weight (kg)	Width (mm)	Height (mm)	Depth (mm)	Capacity (m <sup>3</sup> )	Max HP	Body material (mm)	Lift pin
TB4C	81	1260	340	590	0.24	40	3	cat.1
TB5C	90	1510	340	590	0.30	40	3	cat.1

# Transport Boxes

## Standard Tipping Transport Boxes

(TB4, TB5)

- To suit tractors from 20-65 hp
- Easy to remove back door
- Cat 1 lift pins supplied
- Double jaw lift arm pin support
- Solid construction from 3mm reinforced steel plate
- Robust independent tipping hitch mechanism
- Maximum load for TB4 - 160kg
- Maximum load for TB5 - 200kg



## Heavy Duty 6ft Tipping Box (HD6)

Designed for a more heavy duty workload around the farm or park such as moving stones, gravel, soil etc.

Designed for higher horse power tractors but still remains a low cost, value for money product for getting the job done.

- To suit tractors from 65-100 hp
- Solid construction from 5mm reinforced steel plate
- Heavy duty independent tipping hitch mechanism
- Cat 2 lift pin supplied
- Maximum load for HD6 - 500kg



Model	Weight (kg)	Width (mm)	Height (mm)	Depth (mm)	Capacity (m <sup>3</sup> )	Max HP	Body material (mm)	Lift pin
TB4	128	1260	510	780	0.42	50	3	cat.1
TB5	138	1510	510	780	0.51	60	3	cat.1
HD6	241	1830	510	780	0.61	90	5	cat.2



# Transport Boxes

## Hydraulic Compact Transport Boxes (HYD4C, HYD5C)



- Internal reinforcing shoes tie the strength of the floor to the cross beams on the back of the box creating a solid back plate to absorb the force of the tractor. The reinforcing shoes have smooth rounded edges for easy unloading and cleaning
- The heel of the box is fitted with a scraping blade, supported by the floor skids further adding reinforcing strength to the back of the box and giving the capability of grading and levelling stones, sand, soil, etc. Suitable for all compact and sub compact tractors
- Solid construction from 3mm reinforced steel plate
- Robust hydraulic loading & tipping hitch mechanism
- Heavy duty double acting ram
- Requires double acting spool valve
- Range of 3pl settings to suit most tractors
- Double jaw lift arm pin support
- Cat 1 lift pins supplied



Model	Weight (kg)	Width (mm)	Height (mm)	Depth (mm)	Capacity (m <sup>3</sup> )	Max HP	Body Material (mm)	Lift pin
HYD4C	129	1260	510	640	0.34	50	3	Cat.1
HYD5C	140	1510	510	640	0.43	55	3	Cat.1

# Transport Boxes

## Hydraulic Transport Boxes



- Internal reinforcing shoes tie the strength of the floor to the cross beams on the back of the box creating a solid back plate to absorb the force of high horse power tractors
- The 5mm (6mm on HYD7) thick folded form of the box has 2 internal reinforcing beams across the back of the body eliminating any flexing when the box is under heavy load. The heel of the box is fitted with a scraping blade, supported by the floor skids further adding reinforcing strength to the back of the box and giving the capability of grading and levelling stones, sand, soil etc
- Suitable for tractors from 45-130 HP
- Solid construction of reinforced steel plate
- Heavy duty hydraulic loading & tipping hitch mechanism
- Heavy duty double acting ram
- Requires double acting spool valve
- Reinforced floor and nose plate for loading and scraping
- Range of 3PL settings to suit most tractors
- Double jaw lift arm pin support
- Cat 2 lift arm pins



Model	Weight (kg)	Width (mm)	Height (mm)	Depth (mm)	Capacity (m <sup>3</sup> )	Max HP	Body material (mm)	Lift pin
HYD5	267	1510	610	930	0.54	80	5	Cat.2
HYD6	296	1830	610	930	0.66	100	5	Cat.2
HYD66	311	2000	610	930	0.72	100	5	Cat.2
HYD7	380	2170	610	930	0.78	130	6	Cat.2

# Tipping Trailers

## TR1 & TR2 Tipping Trailers



- All sides are removable
- Parking jack as standard
- High tip for clean unloading
- Reinforced floor and side chimes fabricated in one piece for extra strength
- Reinforced sides and hinge points
- Structural steel chassis with 5 stud axle
- TR1 - 1500kg capacity
- TR2 - 2000kg capacity

Optional galvanised mesh sides & full back door



Model	Body length	Width	Floor thickness	Sides height (cm)	Loading height to trailer floor (cm)	Loading height to top of sides (cm)
TR1	1.91m (6ft3")	1.2m (4ft)	2.5mm	32cm	68cm	100cm
TR2	2.6m (8ft5")	1.37m (4ft6")	3mm	36cm	80cm	117cm

Model	Lights	Brakes	Unladen weight	Cubic capacity (m <sup>3</sup> )	Wheel size standard	Wheel size optional
TR1	NO	NO	347kg	0.74	23/10.5/12	N/A
TR2	Optional	Optional	496kg	1.16	10/80/12	26/12/12.5

Optional Extras

Model	Side height with mesh sides (cm)	Cubic capacity with mesh sides (m <sup>3</sup> )
TR1	62	1.36
TR2	64	2.06

# Tipping Trailers

## TR4 & TR6 Tipping Trailers



- Reinforced sides and hinge points
- High tip for clean unloading
- Hydraulic brakes & lights as standard
- Lights fitted in protective channel
- Slim-line reinforced draw-bar with hose and cable stand as standard
- All 4 sides are removable and are fabricated in one piece (no water traps)
- 4mm reinforced floor and side chimes fabricated in one piece for extra strength
- Handbrake as standard
- Galvanised mesh sides optional
- Extension sides/door optional



Optional mesh sides

### TR4 Trailer

- 4000 kg capacity
- Size 3m x 1.9m x 0.56m (10ft x 6ft 3" x 22")

### TR6 Trailer

- 6000 kg capacity
- Size 3.76m x 2.15 x 0.56m (12ft3 x 7ft x 22")



Model	Body length	Width	Floor thickness	Sides height (cm)	Loading height to trailer floor (cm)	Loading height to top of sides (cm)
TR4	3m (10ft)	1.9m (6ft3")	4mm	56cm	97cm	153cm
TR6	3.76m (12ft3")	2.15m (7ft)	4mm	56cm	100cm	156cm

Model	Lights	Brakes	Unladen weight	Cubic capacity (m <sup>3</sup> )	Wheel size standard	Wheel size optional
TR4	YES	YES	975kg	2.94	10/75/15.3	11.5/80/15.3
TR6	YES	YES	1464kg	4.2	12.5/80/15.3	400/16/15.5

### Optional Extras

Model	Cubic capacity with extension sides (m <sup>3</sup> )	Side height with extension sides (cm)	Side height with mesh sides (cm)
TR4	5.88	112cm	112cm
TR6	8.38	112cm	112cm

# Trailer Wheels

## Standard Wheels

TR1	TR2	TR4	TR6, TR8, TR8M & TRF21	TR10, & TR10M	TRF25	TR12 & TR14	TR16
							
23/10.5/12	10/80/12	10/75/15.3	12.5/80/15.3	385/55/22.5	385/65/22.5	550/45/22.5	560/65/22.5

## Wheel Options

TR2	TR4	TR6, TR8 & TR8M	TR10 & TR10M	TR12, TR14 & TR16	TRF25
					
26/12/12 10/80/12.5 26/12/12.5 (Turf Tyre)	11.5/80/15.3	400/16/15.5	500/50/17	385/65/22.5	550/45/22.5

	TR1	TR2	TR4	TR6	TR8	TR8M
Wheel size standard	23/10.5/12	10/80/12	10/75/15.3	12.5/80/15.3	12.5/80/15.3	12.5/80/15.3
Wheel size optional	N/A	26/12/12.5	11.5/80/15.3	400/16/15.5	400/16/15.5	400/16/15.5

	TR10	TR10M	TR12	TR14	TR16
Wheel size standard	385/55/22.5	385/55/22.5	550/45/22.5	550/45/22.5	560/65/22.5
Wheel size optional	500/50/17	500/50/17	385/65/22.5	385/65/22.5	385/65/22.5

	TRF21	TRF25
Wheel size standard	12.5/80/15.3	385/65/22.5
Wheel size optional	400/60/15.5	550/45/22.5

# Muck Spreaders

## Minimuck

1 Cubic yard capacity (MINIMUCK)



- 30-50hp requirement
- Reinforced 3mm body welded inside and out
- 0.85m<sup>3</sup> capacity (1 cubic yd)
- Starter bars for quick start up
- 10mm discharge chains
- Direct drive from the PTO for smooth even spread
- Easy access loading height - 600mm
- PTO speed - 540RPM
- Double jaw linkage on lift arms for secure operation
- Cat 1 lift arm pins

Model	Minimuck
Cubic yard capacity	1
Power required	30hp
Door	N/A
Chain / flails	10 no x 10mm
Drum thickness	3mm
Overall length	1.5m
Width	1m
Loading height	0.6m
Lights	N/A
Brakes	N/A
Unladen weight	200 kg
PTO speed	540 RPM
Diameter of drum	90cm
Length of drum	125cm



# Muck Spreaders

## MS 150

Designed for the equine, smallholder and horticultural market, the Fleming MS150 has been developed to complement the existing popular and successful MiniMuck & MS450, offering a more complete and comprehensive muck spreading option for the 25–50HP tractor range.



- 1.7m<sup>3</sup> capacity (2.25yd<sup>3</sup>)
- The MS150 is a trailed machine fitted with a reinforced 3mm body on a heavy duty 5 stud axle with 10/80/12 tyres
- Designed for 25–50hp tractors and driven by the PTO
- Power requirement is geared down through a simple chain and sprocket driveline mounted on heavy duty bearings to reduce the power demand on the tractor and increase fuel efficiency
- The body of the Fleming MS150 is designed for easy access loading, with a 50mm balanced steel shaft rotor with reinforced starter bars and heavy duty 10mm hardened steel chain flails to give a quick start-up and efficient unloading time



Model	Cubic yard capacity	HP	Door	Chain/flails	Drum thickness	Overall length	Width	Loading height
MS150	2.25	25hp	N/a	14 no x10mm	3mm	3m	1.4m	1m

Lights	Brakes	Unladen weight	RPM	Diameter of drum	Length of drum	Wheel sizes standard	Wheel sizes optional
N/A	N/A	500kg	540rpm	1.05m	1.83m	10x80x12	N/A

# Muck Spreaders

## MS450



- 35–80hp requirement
- Reinforced 3mm body welded inside and out
- Heavy duty 4 bolt flange bearings mounted away from the body for low maintenance
- Heavy duty balance rotor with 10mm discharge chains
- 3m<sup>3</sup> capacity (4yd<sup>3</sup>)
- Starter bars for quick start up
- Large wash-out bung
- PTO speed – 540RPM
- Pick up eye and shoe and PTO rest as standard
- Heavy duty 1" (25mm) simplex drive chain
- Manual opening cantilever reinforced lid
- Reinforced loading edge
- 11.5/80/15.3 tyres

Model	MS 450
Cubic yard capacity	4
Power required	35 hp
Door	Manual
Chain / flails	20 no x 10mm
Drum thickness	3mm
Overall length	4.07m
Width	1.84m
Loading height	1.20m
Lights	N/A
Brakes	N/A
Unladen weight	950kg
PTO speed	540RPM
Diameter of drum	120cm
Length of drum	250cm
Wheel sizes standard	11.5/80/15.3
Wheel sizes optional	12.5/80 x 15.3



# Muck Spreaders

## MS 700



- 60 – 100hp requirement
- Reinforced 4mm body welded inside and out
- Heavy duty 4 bolt flange bearings mounted away from the body for low maintenance
- Reinforced drawbar for absolute rigidity when in operation
- 5m<sup>3</sup> capacity (6.5yd<sup>3</sup>)
- Secure simple clip on galvanised chain guard for easy access
- Double starter bars for quick start up
- 6 ton – 6 stud – 70mm square bolt on axle for safe working operation with 385 x 65R x 22.5 as standard wheels
- Heavy duty balanced rotor with 12mm discharge chains and spreader plates
- PTO speed – 540RPM with a large wash-out bung
- Pick up eye and shoe and PTO rest as standard
- Heavy duty 11/4" (30mm) simplex drive chain
- Heavy duty galvanised hydraulic opening reinforced lid
- Reinforced loading edge
- Optional 550 x 45 x 22.5



Model	Cubic yard capacity	HP required	Door	Chain/flails	Drum thickness	Overall length	Width	Loading height
MS700	6.5	60hp	HYD	28 no x13mm	4mm	4.7m	2.1m	1.48m

Lights	Brakes	Unladen	PTO speed	Diameter of drum	Length of drum	Wheel sizes standard	Wheel sizes optional
Std	Std	1500kg	540rpm	140cm	300cm	385x65rx22.5	16/70/20 550x45x22.5

# Muck Spreaders

## MS 1000



- 100 hp
- Reinforced 4mm body welded inside and out
- Reinforced 6mm end plates
- Reinforced drawbar for absolute rigidity when in operation
- 7.25m<sup>3</sup> capacity (9.5yd<sup>3</sup>)
- 45mm input shaft
- 8 ton – 8 stud – 80mm square bolt on axle to reinforced body support for safe working operation with 550 x 60 x 22.5 as standard wheels
- Secure simple galvanised clip on galvanised chain guard for easy access for maintenance
- Heavy duty balanced rotor with 12mm discharge chains and spreader plates
- Heavy duty 4 bolt flange bearings mounted away from the body for low maintenance
- Large wash-out bung
- PTO speed – 540RPM
- Pick up eye, shoe rest and PTO rest as standard
- Double starter bars for quick start up
- Heavy duty 1" (25mm) Duplex drive chain
- Heavy duty galvanised hyd opening reinforced lid
- Reinforced loading edge

Model	MS 1000
Cubic yard capacity	9.5
Power required	100hp
Door	Hydraulic
Chain / flails	36 no x 12mm
Drum thickness	4mm
Overall length	5.6m
Width	2.5m
Loading height	1.67m
Lights	Standard
Brakes	Standard
Unladen weight	1800kg
PTO Speed	540RPM
Diameter of drum	150cm
Length of drum	370cm
Wheel sizes standard	550 x 60 x 22.5
Wheel sizes optional	P.O.A

# Yard Scrapers

## Flexi All Rubber Scraper



- With a simple pull cord latch mechanism, scrapers can be pulled or push as needed
- Fully adjustable wings to give 3 variable working widths from 1.7m (6ft) – 2.47m (8ft)
- Scraping beam is heavy duty structural channel and reinforced fabricated plate
- Specially designed 50mm thick x 400mm high flexible moulded rubber for long life and efficient scraping
- Heavy duty structural 3pl box frame with computer aided design for increased drag efficiency giving better ground pressure for a cleaner sweep
- Optional linkage settings to suit most tractors up to 95hp with Cat 1 and 2 lift pin options
- Speedy clean sweep
- A frame quick hitch is available as an optional extra




Model	Operating width	Blade height	Weight	Rubber blade thickness
Flexi All Rubber	1.7m – 2.47m	400mm	176kg	50mm

# Yard Scrapers

## Heavy Duty All Rubber Scraper



- Available in painted (AYSHD) or galvanised finish (AYSHDGALV)
- With a simple pull cord latch mechanism, scrapers can be pulled or push as needed
- A set working width of 2.1m
- 25mm thick x 500mm high flexible fibre, reinforced, hard wearing rubber
- Heavy duty structural box 3pl frame with computer aided design for increased drag efficiency giving better ground pressure for a cleaner sweep
- Optional linkage settings to suit most tractors up to 95hp with Category 1 and 2 lift pin options
- Speedy clean sweep
- Lower link points for smoother scraping



Model	Operating width	Blade height	Weight	Rubber blade thickness
Heavy Duty All Rubber	2.1m	500mm	150kg	25mm

# Yard Scrapers

## Standard All Rubber Scraper



- Available in painted (AYS) or galvanised finish (AYSGALV)
- With a simple pull cord latch mechanism, scrapers can be pulled or push as needed
- A set working width of 2.1m
- 25mm thick x 400mm high flexible fibre, reinforced hard wearing rubber
- Structural 3pl box frame with computer aided design for increased drag efficiency giving better ground pressure for a cleaner sweep
- Optional linkage settings to suit most tractors up to 75hp with Category 1 and 2 lift pin options
- Speedy clean sweep



Model	Operating width	Blade height	Weight	Rubber blade thickness
Standard all rubber	2.1m	400mm	126kg	25mm

# Bale Handling Equipment

## Heavy Duty Single Bale Tipper (HDBBT)



- Designed to transport 1.25m (4ft) diameter bales for farms and contracting use
- Designed to transport and deposit/store the bales on their end
- The finely counter-balanced tipping mechanism automatically resets itself after tipping the bale
- Fitted with bale protection bar
- Heavy duty bale tipper is manufactured from 100mm structural box with 120mm frame with all stress points reinforced, giving absolute rigidity for high hp tractors
- Large diameter 90mm splayed carrier pipes with domed ends for better bale protection. Pipes are splayed for easy bale collection
- Bushed and greased hinge points  
Works equally well with silage, haylage, hay and straw round bales
- Supplied with cat 2 lift arm pins



# Bale Handling Equipment

## Heavy Duty Double Bale Tipper (DBBH)



- Designed to take advantage of the higher horse power available on today's modern farms for large scale farming operations and contractors
- Designed to transport 1.25m (4ft) diameter bales of silage or hay for large farms and contracting use
- Designed to transport and deposit/store the bales on their end
- The finely counter-balanced tipping mechanism is hydraulically operated with spring assisted return and automatically resets itself after tipping the bale
- Fitted with bale protection bars
- Heavy duty double bale tipper is manufactured from 120mm reinforced structural box frame with all stress points reinforced, giving absolute rigidity for the high demands for large scale farming and contracting operations
- Large diameter 90mm carrier pipes with domed ends for better bale protection, with splayed pipes for easy bale collection
- Bushed and greased hinge points
- The double tipper can be fitted to both the front and the back of the tractor to carry up to four bales at one time
- Works equally well with silage, haylage, hay and straw round bales
- Minimum tractor size 100hp
- Supplied with a range of optional 3pl settings and cat 2 lift arm pins



# Bale Handling Equipment

## Hydraulic Double Bale Transporter (DBHYD)



- Designed to transport and store bales on their side while still giving maximum protection to the wrapped bale, increasing the speed of collecting and delivering bales from the field to the storage area. By lifting the first bale on the hydraulic side, then operating the hydraulic ram, the bale can be raised to give sufficient ground clearance to collect the second bale with ease. When the second bale is collected, the first bale is lowered for transporting and unloading.
- Designed to transport 1.25m (4ft) diameter bales for large farms and contracting use and deposit/store the bales on their side only
- Heavy duty hydraulic double bale transporter is manufactured from 120mm reinforced structural box frame with all stress points reinforced, giving absolute rigidity for the high demands for large scale farming and contracting operations
- Large diameter 90mm splayed carrier pipes with domed ends for better bale protection
- The double transporter can be fitted to both the front and the back of the tractor to carry up to four bales at one time
- Bushed and greased hinge points
- Works equally well with silage, haylage, hay and straw round bales
- Supplied with a range of optional 3PL settings and cat 2 lift arm pins
- Fitted with bale protection bars





## Front Loader Bale Handling Equipment

### Round Bale Stacker

(BBSTAC)



- Large domed 90mm revolving arms protect the plastic when collecting and stacking bales
- Roller arms are bushed and have concealed grease points
- Bull bar protects the tractor and driver when loading bales at a height
- Open bull bar protects the plastic and gives clear visibility for collecting the bale
- All pivot points are bushed and fitted with grease points for smooth operation
- Makes light work of mis-shaped bales
- Roller arms can be easily removed to reveal 2 spikes for transporting 1 bale of silage or 2 bales of straw

