


OPTIONS



Hydraulic Power Unit



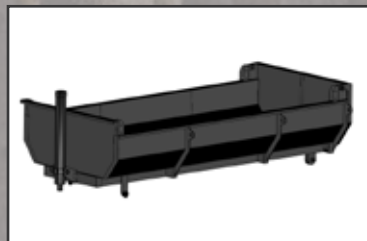
Single or Double Cylinder Drawbar



6000 lb Hydraulic Winch



12" - 14" - 18" Bucket



24" x 84" Gravel Bin

TECHNICAL DATA - INDUSTRIAL PIGNON SERIES

LOADER MODEL	130-HD / HDT	150-HD / HDT	170-HD / HDT
RECOMMENDED VEHICLE	TRACTORS 40 hp - 60 hp	TRACTORS 50 hp and more	TRACTORS 70 hp and more
Boom length	13'	15'	17'
36" Telescopic boom on teflon strip	standard on HDT model		
Boom rotation swing	300°		
Loader column height	70"	75"	
Lifting capacity at maximum reach	1400 lb. / 1300 lb.	1500 lb. / 1400 lb.	1400 lb. / 1300 lb.
Lifting capacity at mid range	2800 lb. / 2700 lb.	3000 lb. / 2900 lb.	2900 lb. / 2800 lb.
Recommended flow	4 - 8 gpm		
Stabilizers	telescopic		
Grapple open	36"	52"	
Grapple close	3"		
Grapple rotation (continuous)	360°		
Rotator maximum capacity	3000 kg.		
Total weight (without trailer)	1800 lb. / 1900 lb.	2000 lb. / 2100 lb.	2250 lb. / 2350 lb.

LOADER OPTION

Hydraulic winch	6000 lb.		
Power unit (Honda)	9 hp or 13 hp		
Work station	available		
Bucket	14" or 18"		

TRAILER MODEL

	10-78 HV	12-86 HV	16-86 HV
Note: Each trailer model is interchangeable with each loader model.			
Load length	10'	12'	16'
Overall length	16'4"	17'9"	21'8"
Overall width	84"	86"	86"
Standard tire dimensions	400/60-15.5, 18 ply		
Protective grid	included		
Number of posts	8		
Load capacity on each axle	8000 lb.		
Trailer weight	2572 lb.	2639 lb.	3372 lb.
Gross trailer weight	8 tons / 16000 lb.		10 tons / 20000 lb.

TRAILER OPTIONS

Trailer extension	2' or 3'		
Removable bolted cylinder drawbar	single or double	double	
Gravel bin	10'	12'	
Optional tires, new	12.5L15, 10 ply on 5000 lb. axle	12.5L15.5, 12 ply on 8000 lb. axle	n/a
Optional tires, used	n/a	385/65-22.5, 20 ply, on 8000 lb. axle	

We reserve the right to change specifications and to improve our products without notice.

PN-108-000-011 v.20220228-EN - Designed by Expressions Grafik



WOODY LOG LOADERS

INDUSTRIAL PIGNON SERIES

Models: 130-HD/HDT, 150-HD/HDT, 170-HD/HDT



Woody Equipment

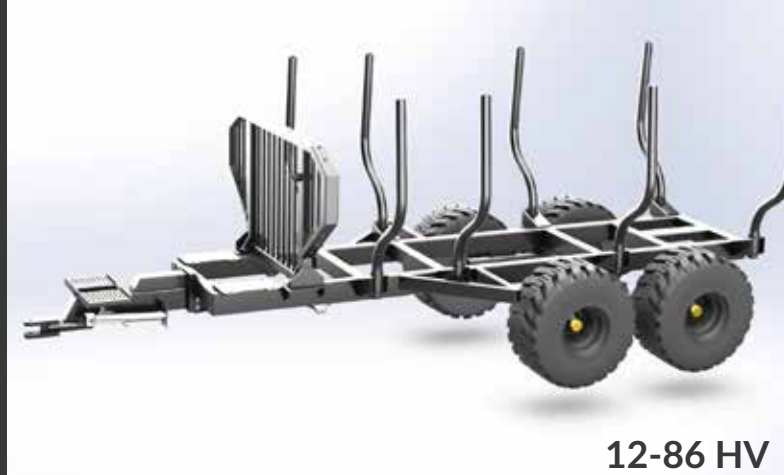
Woody Equipment designs and manufactures robust and high quality forestry and agricultural equipment.



Industrial Pignon Series



10-78 HV



12-86 HV



16-86 HV

Model		Volume ft³	Surface area ft²	Surface cords of wood 8'L x 4'H	Length of rack	Length with single pole	Width overall, ext. wheels	Weight
10-78 HV	30-041	172	17,65	0,55	9'6"	16'4"	84"	2572 lb
12-86 HV	30-051	290,22	24,4	0,76	11'9"	17'9"	86"	2831 lb
16-86 HV	30-060	383,66	24,4	0,76	15'7"	21'8"	86"	3372 lb

WOODY
LOG
LOADERS

This Woody Log Loader Industrial Pignon Series was developed to meet the requirements of large scale projects. This series is made of high quality steel and the highest quality components.

equipementswoody.com



The Woody 130-HD Log Loader model, part of the Industrial series, is ideal for tractors from 40 hp to 60 hp, caterpillars and small trucks. Rugged and versatile, this loader has the best quality/price index in its class. The 130-HDT model is provided with a 3' telescopic boom extension.

We recommend the 10-78 HV trailer for this loader model.



The Woody 150-HD Log Loader model is ideal for trucks and tractors of 50 hp and over. With a lifting capacity superior to its competitors, this model is an excellent choice for the most demanding foresters. The 150-HDT model is provided with a 3' telescopic boom extension.

We recommend the 12-86 HV trailer for this loader model.



Built sturdy and durable, the Woody 170-HD Log Loader model is designed for 90 hp tractors and over, as well as for skidders and trucks. The 170-HDT model is provided with a 3' telescopic boom extension.

We recommend the 16-86 HV trailer for this loader model.



equipementswoody.com