

FERRI®

www.ferri-america.com





**TOUCH
and GO!!!**



TXV

Professional boom Mowers

• Grounds Maintenance • Tractors from 80 to 110 HP

TXV 50		80 to 100 HP		17'2"
TXV 60		90 to 110 HP		20'6"

Equipment

	Floating (flail head is free to float to follow ground contours).	●
	Lift float (via accumulator).	●
	Oil cooler with thermostat.	●
	"BI-METAL" (steel+bronze) bushings on the 1st and 2nd ram pins and carbonized steel bushings on joints.	●
	"High Performance" cast iron worm gearbox.	●
	Electro-hydraulic proportional control	□
	TOUCH and GO!!!	
	Prepared beforehand to work in the rear position	●
Cable controls		●
Totally independent hydraulic system		●
Direct drive to rotor		●

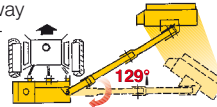
● Standard □ Optional

TXV

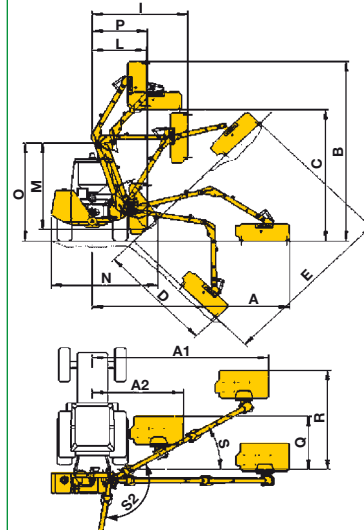
Technical specifications

Model		TXV50	TXV60
Max. horizontal reach	ft	15'5" / 17'2"	18'2" / 20'6"
Weight	lbs	2755	2855
Hydraulic oil capacity	gal	55	55
Three point linkage	Cat.	II	II
PTO	RPM	540	540

Hydraulic breakaway with auto-return system.



Working positions



	TXV 50	TXV 60
A	ft 17' 2"	20' 6"
A1	ft 15' 5"	18' 2"
A2	ft 7' 11"	7' 11"
B	ft 16' 11"	20' 1"
C	ft 13' 3"	16' 6"
D	ft 10' 2"	13' 1"
E	ft 15' 7"	18' 10"
I	ft 8' 5"	9' 7"
L	ft 4' 7"	4' 11"
M	ft 8' 0"	9' 8"
N	ft 8' 10"	8' 10"
O	ft 9' 2"	10' 10"
P	ft 4' 10"	4' 10"
Q	ft 4' 11"	4' 11"
R	ft 9' 3"	10' 10"
S	30°	30°
S2	129°	129°

Tractors (recommended features)

	80	90	100	110	Min. weight	Min. width
HP Tractor	[Progressive bar]				lbs	ft
TXV 50	[Progressive bar]				7500	6'11"
TXV 60	[Progressive bar]				8000	7'7"

Flail heads



Technical specifications of flail head

		TN 120
Width of cut	in.	47
Rotor speed	RPM	3000
Flail head angle		235°
Power available to rotor	HP	49
Hydraulic motor	HP max	57

Blades interchangeable on same motor

No. 36 + 18
Multiuse and straight flails for grass, bushes, shrubs, sticks, wood.
max cut 1 3/4"

No. 18
"T" hammer blades for wood
max cut 2"

Accessories

TR 13 - TR 22
Cutter bar. Max cut 3 1/4".
Width of cut: 51" (TR 13)
87" (TR 22).



FF45 - FF60
Ditch cleaners.
Width 18" & 24"



REAR AXLE RIGID FITTING SYSTEM
Due to the high offset loads we strongly recommend to fit the boom mower on axle brackets