


500 Gallon Big Wheel Sprayer




Features

- 500 gallon polyethylene elliptical tank with two dual jet agitators, sump, baffle and 16" fliptop manway.
- 10 gauge formed steel trailer with ground clearance of 29".
- Axle configuration allows 62"- 120" infinite wheel spacing.
- 11.2 x 38 bias 6 ply tires provide a large narrow footprint with less field compaction.
- Constant velocity PTO shaft or hydraulic driven centrifugal pump.
- The hydraulic X-fold boom features independent wing leveling and independent wing folding. The X-fold boom transports at 10' 8"
- All booms have stainless steel boom and hose clamps.
- Height adjustment - 2' of travel.

NOTE: Sprayer is less spray tips.
Factory set up is standard



HOW TO ORDER Choose in this order: 1. Tank & Trailer Frame 2. Pump 3. Plumbing 4. Controls 5. Boom 6. Boom Accessories 7. Accessories

	Tank and Trailer Frame with Tires 500 Gallon Tank and Big Wheel Trailer (62" - 120" wheel spacing) (Red)	9411027-10	2229 lbs.
	Pumps <i>NOTE: For Pump Specifications, see Component Section.</i>		
	Hypro® 5 Roller Pump	C1700D	19 lbs.
	Hypro® Gear Drive Pump with Constant Velocity PTO Shaft (C9016 540)	9425015	69 lbs.
	Hypro® Belt Drive Pump with Constant Velocity PTO shaft (C9403 540S)	9425026	75 lbs.
	Hypro® Hydraulic Pump (C9303HM1)(hose kit included)	9425056	36 lbs.
	Ace Belt Drive Pump with Constant Velocity PTO shaft (PTOC600 10B150)	9425055	75 lbs.
	Ace Hydraulic Pump (FMC150HYD206) (hose kit included)	9425057	44 lbs.
	Plumbing / Pump Mount Roller Pump Kit (Manual Controls included)	9425002	44 lbs.
	Hypro® Gear Drive Centrifugal Kit	9425020	60 lbs.
	Hypro®/Ace Belt Drive Centrifugal Kit	9425010	55 lbs.
	Hypro®/Ace Hydraulic Centrifugal Kit	9425011	49 lbs.
	Controls Manual Controls for Centrifugal Pumps	9428139	10 lbs.
	Solenoid Valves for Centrifugal Pumps	9428062	30 lbs.
	Motorized Ball Valves for Centrifugal Pumps	9428090	35 lbs.
	Raven® 440 Sprayer Control w/Motorized Ball Valves for Centrifugal Pumps	9428043	45 lbs.
	Hydraulic X-Fold Boom without Plumbing (For Manual Fold Boom, see Page 11.)		
	45' Hydraulic X-Fold Boom with weight transfer kit	9488125	1550 lbs.
	60' Hydraulic X-Fold Boom with weight transfer kit	9488127	1620 lbs.
	X-Fold Boom Accessories		
	TeeJet® Drip Free (27 Nozzles) for 45' Hydraulic X-Fold Boom	9428024	20 lbs.
	TeeJet® Drip Free (37 Nozzles) for 60' Hydraulic X-Fold Boom	9428026	25 lbs.
	TeeJet® Triple Drip Free (27 Nozzles) for 45' Hydraulic X-Fold Boom	9428046	23 lbs.
	TeeJet® Triple Drip Free (37 Nozzles) for 60' Hydraulic X-Fold Boom	9428008	28 lbs.
	Wheel Assisted Boom Tip Protectors	9488012	27 lbs.
	Light Kit	9428084	10 lbs.
	Accessories Quick Refill (utilizes nurse tank transfer pump for refilling)	CPTK1	15 lbs.
	55 Gallon Water Tank and Mountings for Flushing the Sprayer Tank	DFS55HP	95 lbs.
	33 Gallon Foam Marker (for more information, see Component Section)	9428156	107 lbs.
	Chemical Eductor Vacuum Flow (for more information, see Component Section)	9428165	125 lbs.
	Fence Line Spray Kit, Electric	9428002	5 lbs.
	Fence Line Spray Kit, Manual	9428003	5 lbs.
	Feeder Line Filter Kit (80 mesh)	9428068	3 lbs.
	Handgun (includes 25' of 1/2" hose)	DBHG	13 lbs.

Note: All factory setup units are tested to 90 PSI. Booms may be removed for shipping.